



STYLE	SIZE	CODE
	600mm	WP600
	1000mm	WP1000
<b>WEIL POINT</b>		

STYLE	SIZE	Brass	SS304	
		CODE	CODE	
	1-1/2"~3/4"	BH075	SSH075	
	1"	BH100	SSH100	
	1-1/4"~2-1/2"	BH200	SSH200	
	3"~5"	BH400	SSH400	
	6"	BH600	SSH600	
	8"	BH800	SSH800	
		<b>SIZE</b>	<b>ZINC</b>	
			<b>CODE</b>	
	1-1/4"~2-1/2"	ZC200		
3"~5"	ZC400			
<b>REPLACEMENT HANDLES INCLUDES RING &amp; PIN</b>				


STYLE	SIZE	STAINLESS STEEL	STEEL
		CODE	CODE
	1/2"~1"	SPSS100	SPS100
	1-1/4"~8"	SPSS200	SPS200
<b>SAFETY PIN</b>			

STYLE	SIZE	CODE
	1"	BS100
	1-1/2"	BS150
	2"	BS200
	2-1/2"	BS250
	3"	BS300
	4"	BS400
	6"	BS600
	8"	BS800
<b>STRAINER</b>		

STYLE	SIZE	CODE
	Cast Iron Painted Red	16-233-50
	16-189-50	16-190-50
	16-190-50	16-189-50
	1-1/2"	SP150
	2"	SP200
	2-1/2"	SP250
	3"	SP300
	4"	SP400
	16-233-50	
	<b>UNIVERSAL SPANNER ADJUSTABLE COMBINATION SPANNER SPANNER WRENCH ZINC PLATED PIN LUG ONLY</b>	

STYLE	SIZE	CODE
	1/2"	CLG050
	3/4"	CLG075
	1"	CLG100
	1-1/4"	CLG125
	1-1/2"	CLG150
	2"	CLG200
	2-1/2"	CLG250
	3"	CLG300
	4"	CLG400
	5"	CLG500
6"	CLG600	
8"	CLG800	
<b>CAM LOCK GASKETS BUNA-N</b>		

STYLE	SIZE	STAINLESS STEEL	STEEL
		CODE	CODE
	1/2"	HPSS050	HPS050
	3/4"	HPSS075	HPS075
	1"	HPSS100	HPS100
	1-1/4"	HPSS125	HPS125
	1-1/2"	HPSS150	HPS150
	2"	HPSS200	HPS200
	2-1/2"	HPSS250	HPS250
	3"	HPSS300	HPS300
	4"	HPSS400	HPS400
5"	HPSS500	HPS500	
6"	HPSS600	HPS600	
8"	HPSS800	HPS800	
<b>HANDLE PIN</b>			

STYLE	SIZE	CODE
	1"	BST100
	1-1/2"	BST150
	2"	BST200
	2-1/2"	BST250
	3"	BST300
	4"	BST400
	6"	BST600
	8"	BST800
<b>TIN STRAINER</b>		