

QJ Series

Bi-directional seal Rubber Lining Knife Gate Valve



Model: QJZ73X

Working Pressure: DN50-DN200 16bar
 DN250-DN600 10bar
 DN650-DN700 8bar
 DN750-DN1000 6bar

Type: Wafer,

Design Standard: MSS SP-81

Flange Standard: DIN PN10,PN16,150LB ,JIS 10K,TABLE E/D

Face to Face: MSS SP-81

Testing Standard: API-598

Operation: handwheel, electric, pneumatic, hydraulic, sprocket, electro-hydraulic, gear

Main material: GGG40

Wedge material: SS316L,SS304

Sealing material: EPDM

Packing: Aramid fiber,high-water-based, rubber packing graphite

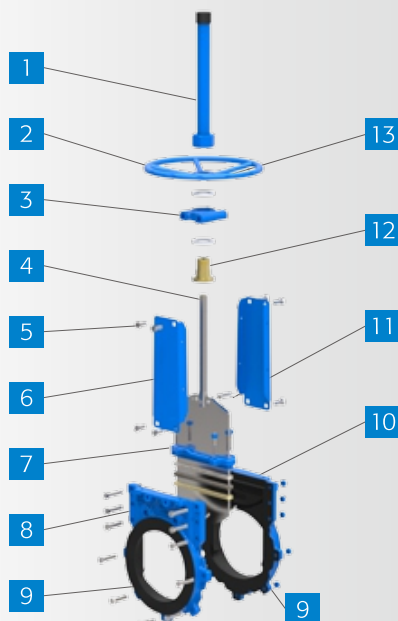
Applicable medium: Applicable for coal in power plant, slag discharge, sewage treatment, food, paper making, medicine, petroleum and chemical industry, water, Oil, steam, connecting or cutting grout, gold powder, ores, slag, coal, pulp, wood pulp, tailings, fibers, dust, chemicals, sewage treatment, sedimentation tanks, asphalt, bunker export, cereals, slaughter plant waste and other media.

Features:

- # Bi-directional seal
- # 2PC Body design
- # Full port design
- # Fluid without retention in valve body
- # 2PC Strong yoke design
- # Mixed with a variety of materials packing

Product Description:

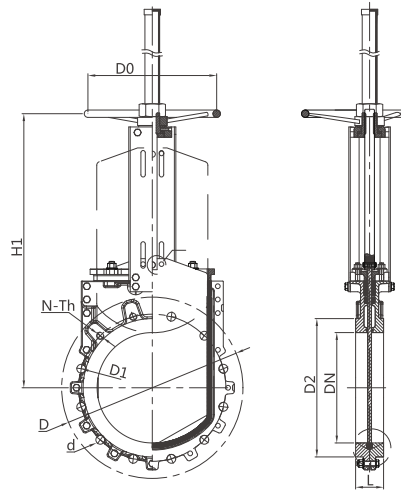
QJ Series No groove bi-directional seal rubber lining knife gate valve, Ductile iron body, rubber lining design, avoiding the media corrode the body, the bottom of the body with groovless. When the valve is closed, the bottom of the gate edge contact with the seal and then compress the seal into the groove in the body and sealed gate realization; when the gate opens, separate gate from the bottom edge of the seal, seal will bounce to same level as groove, which will prevent the media sediment accumulated in the body cavity of the groove, no clogging, no residue, pipe easy to clean, so as to effectively improve the sealing effect knife gate valve to prevent leakage when the valve is closed.



Code	Name	Material	QTY
1*	Hand wheel	GGG40	1
2	Yoke Flange	GGG40	1
3	Bearing	ZChSnSb10-6	2
4	Yoke	Q235	2
5	Bolt & Nut	Fe+Zn/SS304	N
6	packing Gland	WCB/CF8	1
7	Gate Disc	SS304/SS316L	1
8	Body	WCB,CF3M,CF8M,CF8,GGG40	2
9	Bolt	Fe+Zn/SS304	N
10	Seat	EPDM/NBR/FKM	1
11	Body Sealing	EPDM	1
12	Scraper	PTFE	2
13	Packing	PTFE	3-5
14	Stem	2Cr13/SS304/SS316	1
15	Stem Nut	Brass	1

*electric, pneumatic, hydraulic, sprocket, electro-hydraulic, gear **available**

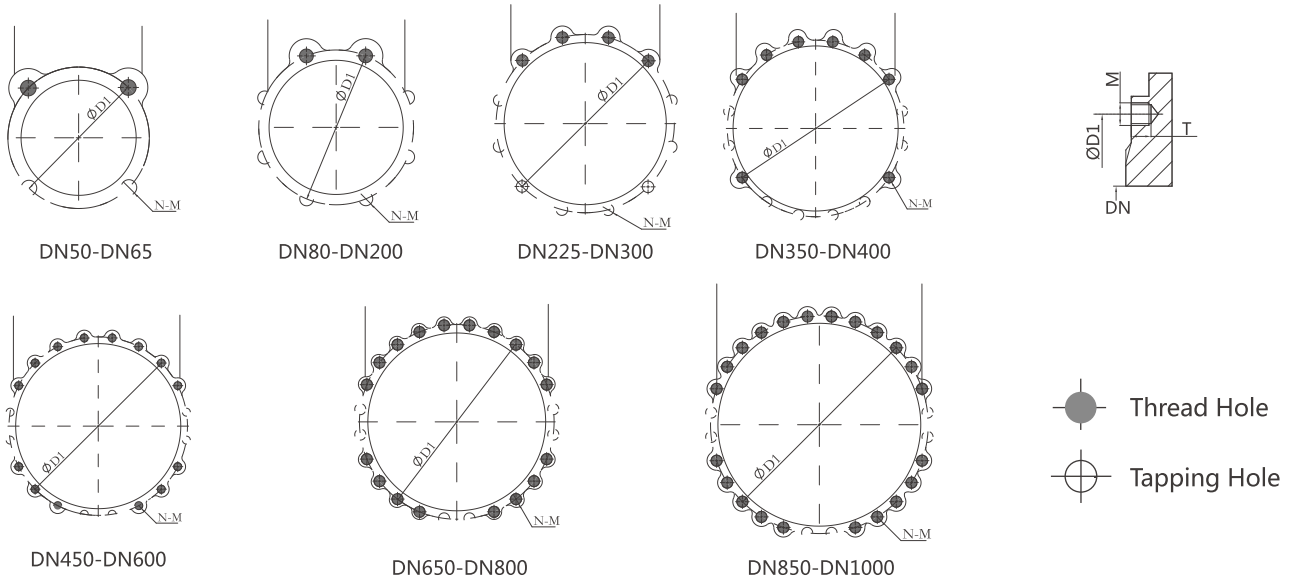
Dimension



unit:mm

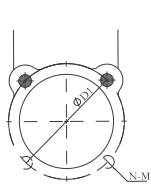
PN10									ANSI 150LB								
DN	L	D	D1	D2	D0	N-Th	d	H1	DN	L	D	D1	D2	D0	N-Th	d	H1
50	48	165	125	99	180	4-M16	Ø18	265	2"	48	152	121	92	180	4-5/8"	Ø19	260
65	48	185	145	118	200	4-M16	Ø18	290	2-1/2"	48	178	140	105	200	4-5/8"	Ø19	292
80	51	200	160	132	200	8-M16	Ø18	330	3"	51	191	153	127	200	4-5/8"	Ø19	320
100	51	220	180	156	240	8-M16	Ø18	360	4"	51	229	191	157	240	8-5/8"	Ø19	358
125	57	250	210	184	260	8-M16	Ø18	400	5"	57	254	216	186	260	8-3/4"	Ø22	395
150	57	285	240	211	280	8-M20	Ø23	450	6"	57	279	242	216	280	8-3/4"	Ø22	450
200	70	340	295	266	300	8-M20	Ø23	530	8"	70	343	299	270	300	8-3/4"	Ø22	532
250	70	395	350	319	320	12-M20	Ø23	595	10"	70	406	362	324	320	12-7/8"	Ø25	670
300	76	445	400	370	350	12-M20	Ø23	660	12"	76	483	432	381	350	12-7/8"	Ø25	758
350	76	505	460	429	400	16-M20	Ø23	760	14"	76	533	476	413	400	12-1"	Ø29	857
400	89	565	515	480	450	16-M24	Ø27	850	16"	89	597	540	470	450	16-1"	Ø29	946

PN10 Threaded hole and Tapping hole

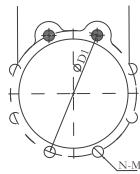


DN	D	N	PN10		Thread Hole	Tapping Hole
			M	T		
50	125	4	M16	13	2	2
65	145	4	M16	13	2	2
80	160	8	M16	13	2	6
100	180	8	M16	13	2	6
125	210	8	M16	16	2	6
150	240	8	M16	16	2	6
200	295	8	M20	20	2	6
225	310	12	M20	20	4	8
250	350	12	M20	20	4	8
300	400	12	M20	20	4	8
350	460	16	M20	20	8	8
400	515	16	M24	24	8	8

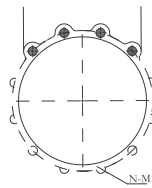
150LB Threaded hole and Tapping hole



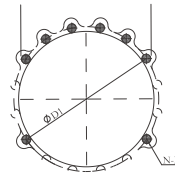
DN50-DN80



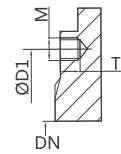
DN100-DN200



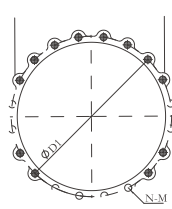
DN250-DN350



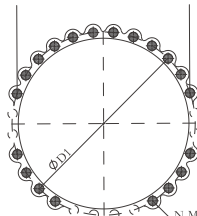
DN400-DN450



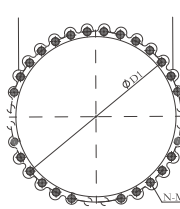
DN



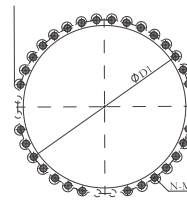
DN500-DN600



DN700-DN800



DN850-DN900



DN1000



Thread Hole

Tapping Hole

DN	D1	N	ANSI 150LB		Thread Hole	Tapping Hole
			M	T		
2"(DN50)	121	4	M5/8-11	13	2	2
2-1/2"(DN65)	140	4	M5/8-11	13	2	2
3"(DN80)	153	4	M5/8-11	13	2	2
4"(DN100)	191	8	M5/8-11	13	2	6
5"(DN125)	216	8	M3/4-10	16	2	6
6"(DN150)	242	8	M3/4-10	16	2	6
8"(DN200)	299	8	M3/4-10	20	2	6
10"(DN250)	362	12	M7/8-9	20	4	8
12"(DN300)	432	12	M7/8-9	20	4	8
14"(DN350)	476	12	M1-8	20	6	6
16"(DN400)	540	16	M1-8	24	8	8